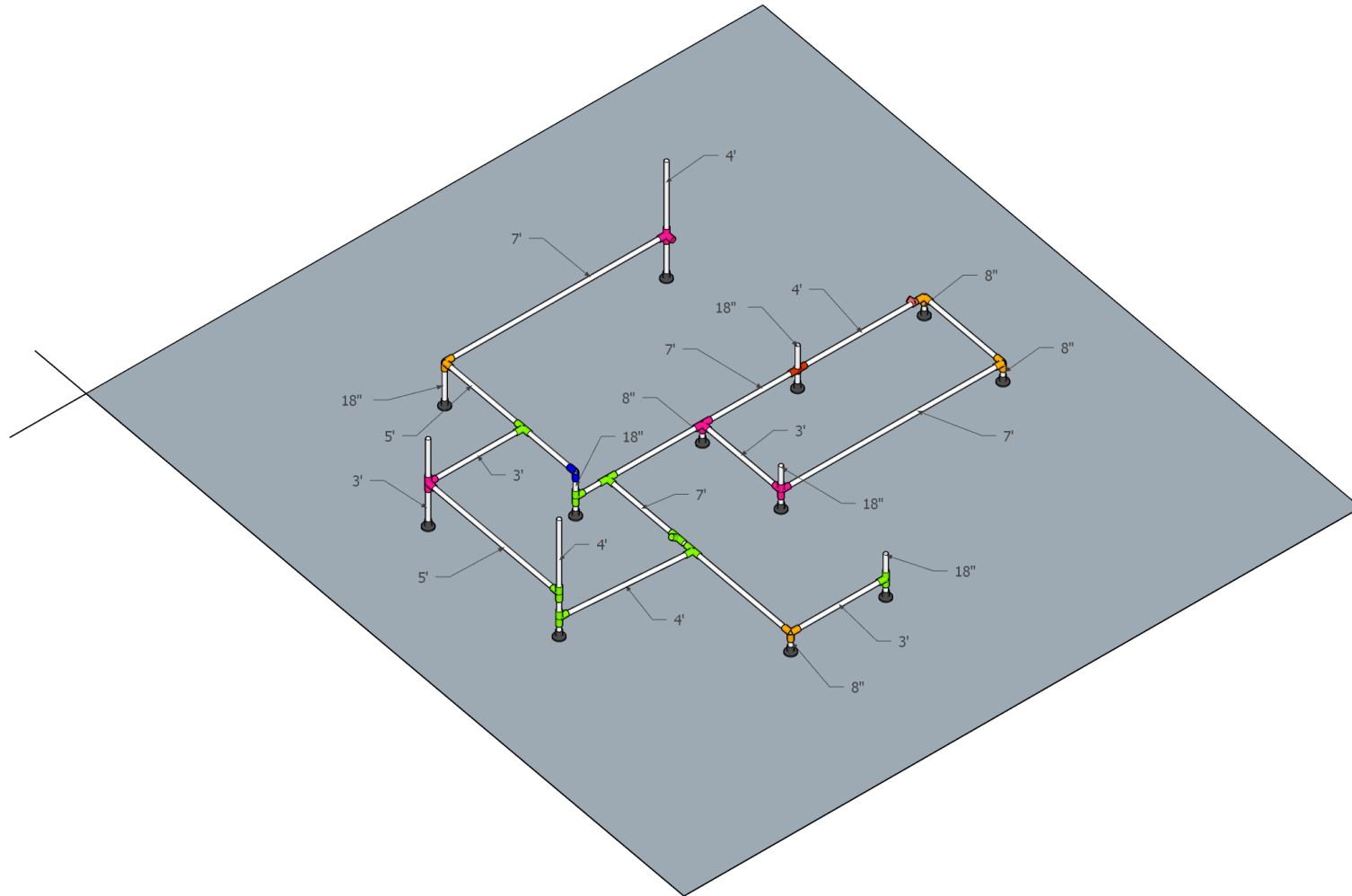


"JUMP" STEP ONE

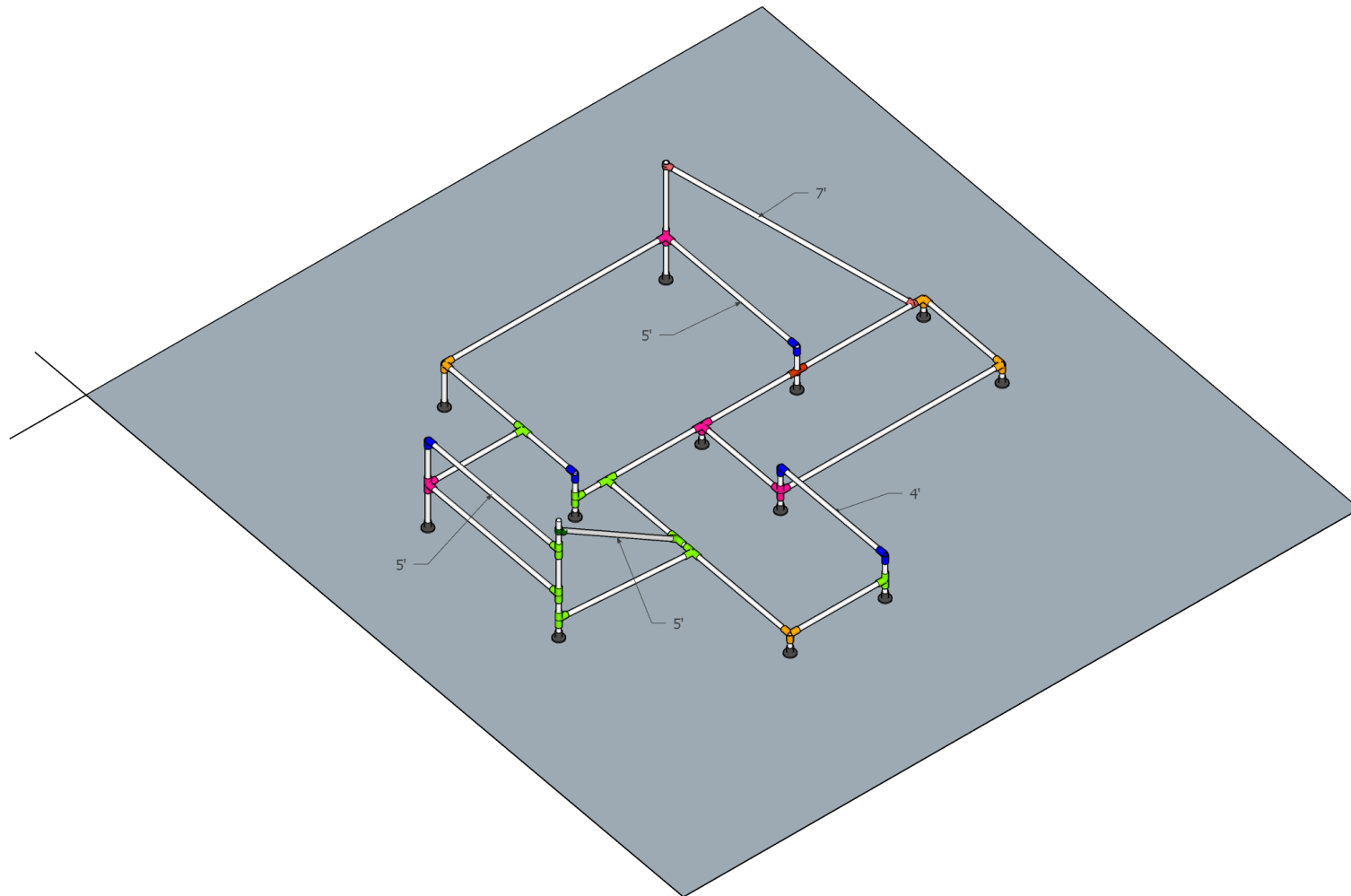
1 1/4" Nominal Sch. 40 Galv. Steel Pipe (length in inches)	# of pieces	Clamp Name	# of pieces
8	4	Cross Tee	0
18	5	Three way corner	4
30	0	45 degree Tee	1
36	5	Cross	1
48	5	Side Outlet Tee	4
60	5	Tee	9
84	5	Swivel	2
		Elbow	5
		Floor Flange	12



"JUMP"

STEP TWO

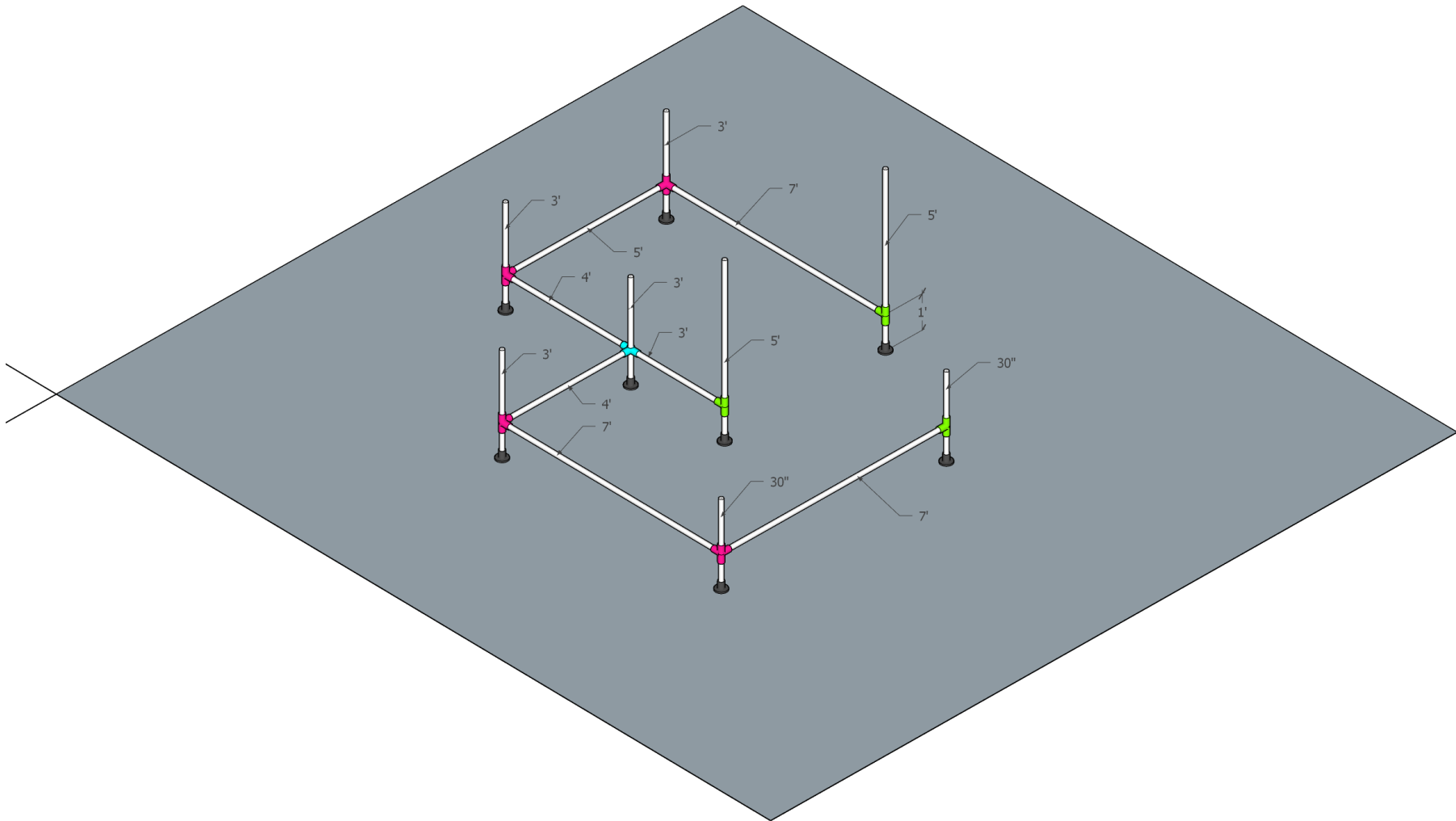
1 1/4" Nominal Sch. 40 Galv. Steel Pipe (length in inches)	# of pieces	Clamp Name	# of pieces
8	4	Cross Tee	0
18	5	Three way corner	4
30	0	45 degree Tee	1
36	5	Cross	1
48	5	Side Outlet Tee	4
60	5	Tee	9
84	5	Swivel	2
		Elbow	5
		Floor Flange	12



"VAULT"

STEP ONE

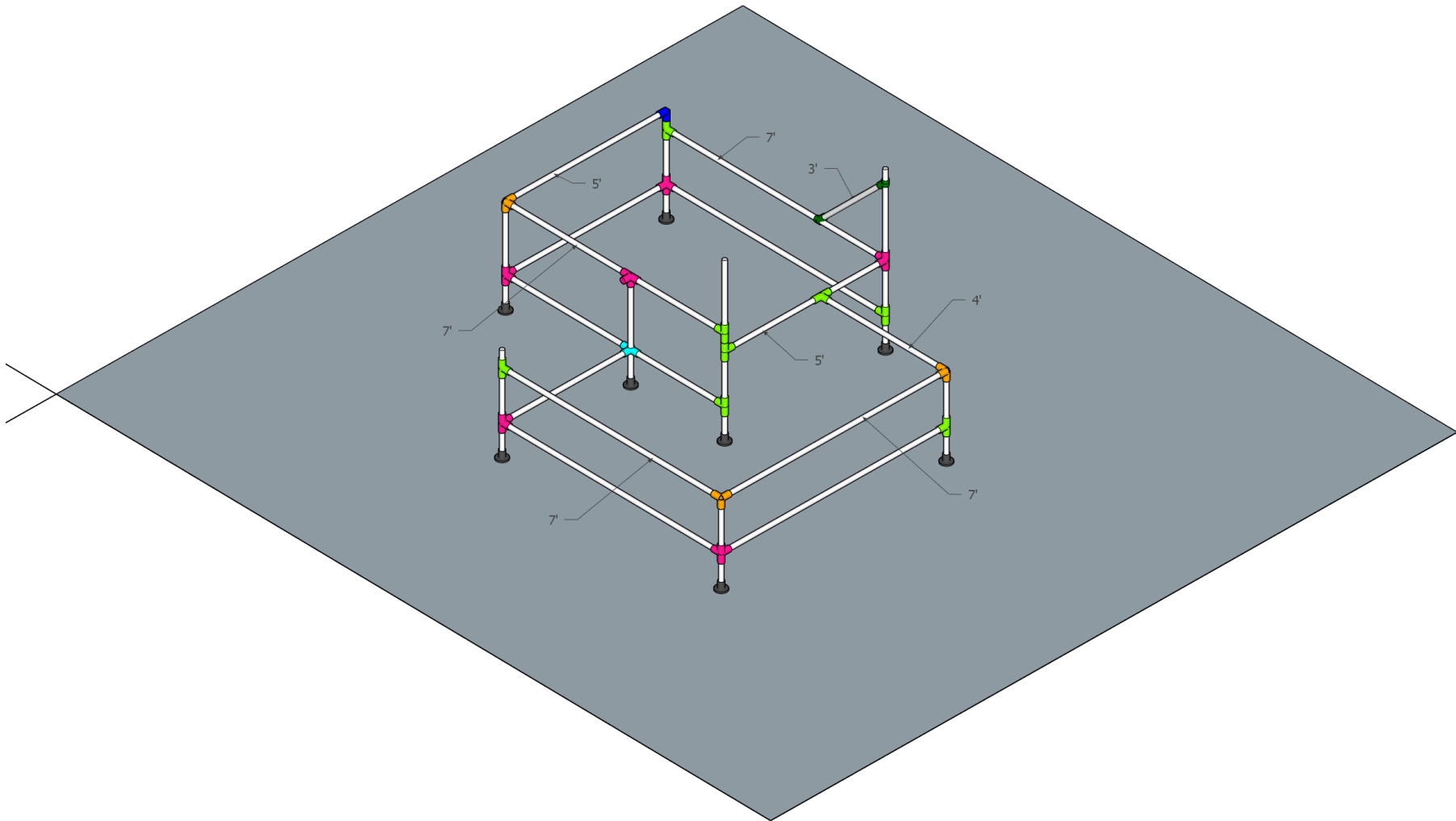
1 1/4" Nominal Sch. 40 Galv. Steel Pipe (length in inches)	# of pieces	Clamp Name	# of pieces
8	0	Cross Tee	1
18	0	Three way corner	3
30	2	45 degree Tee	2
36	6	Cross	0
48	4	Side Outlet Tee	6
60	6	Tee	8
84	7	Swivel	0
		Elbow	4
		Floor Flange	8



"VAULT"

STEP TWO

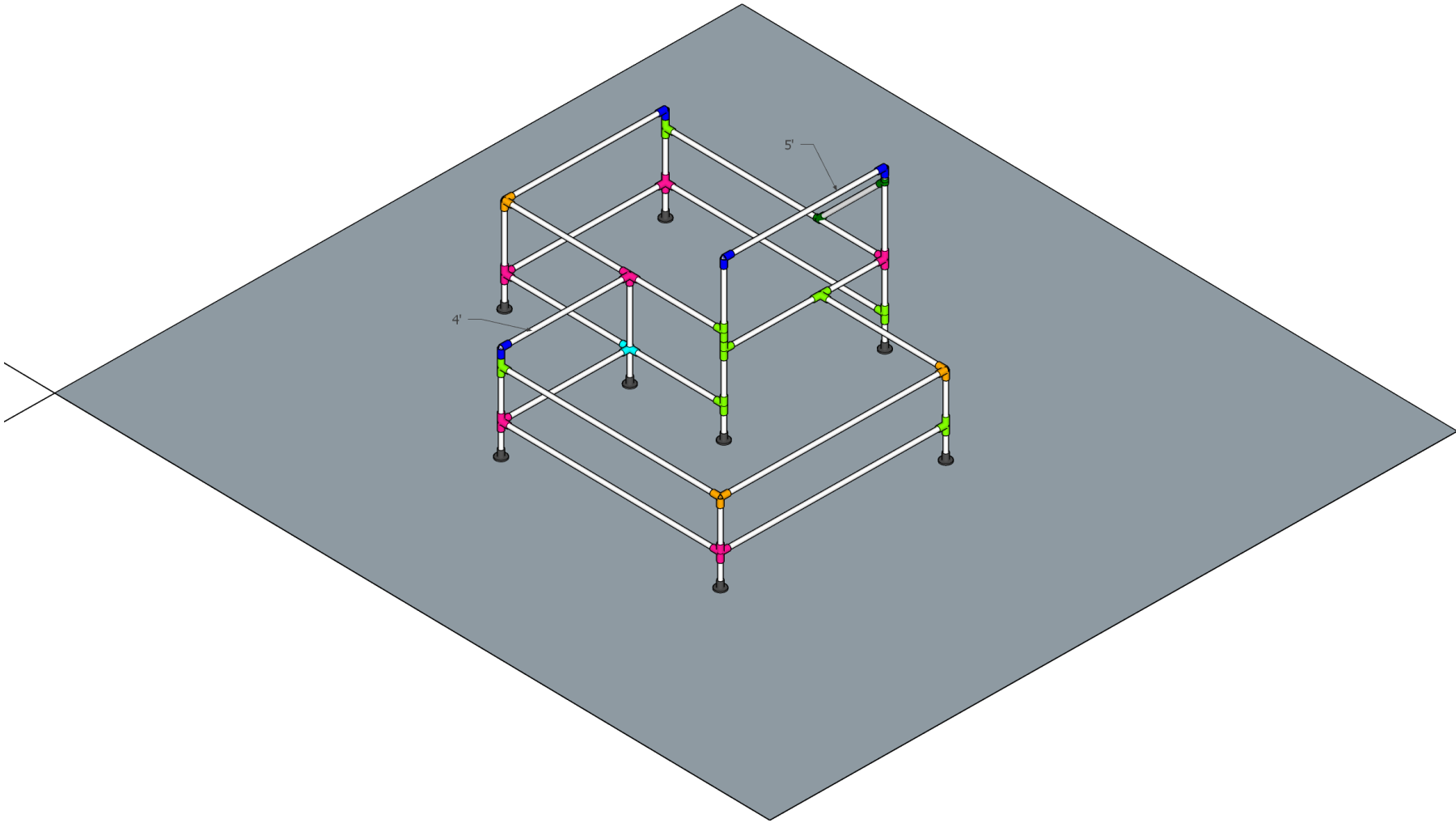
1 1/4" Nominal Sch. 40 Galv. Steel Pipe (length in inches)	# of pieces	Clamp Name	# of pieces
8	0	Cross Tee	1
18	0	Three way corner	3
30	2	45 degree Tee	2
36	6	Cross	0
48	4	Side Outlet Tee	6
60	6	Tee	8
84	7	Swivel	0
		Elbow	4
		Floor Flange	8



"VAULT"

STEP THREE

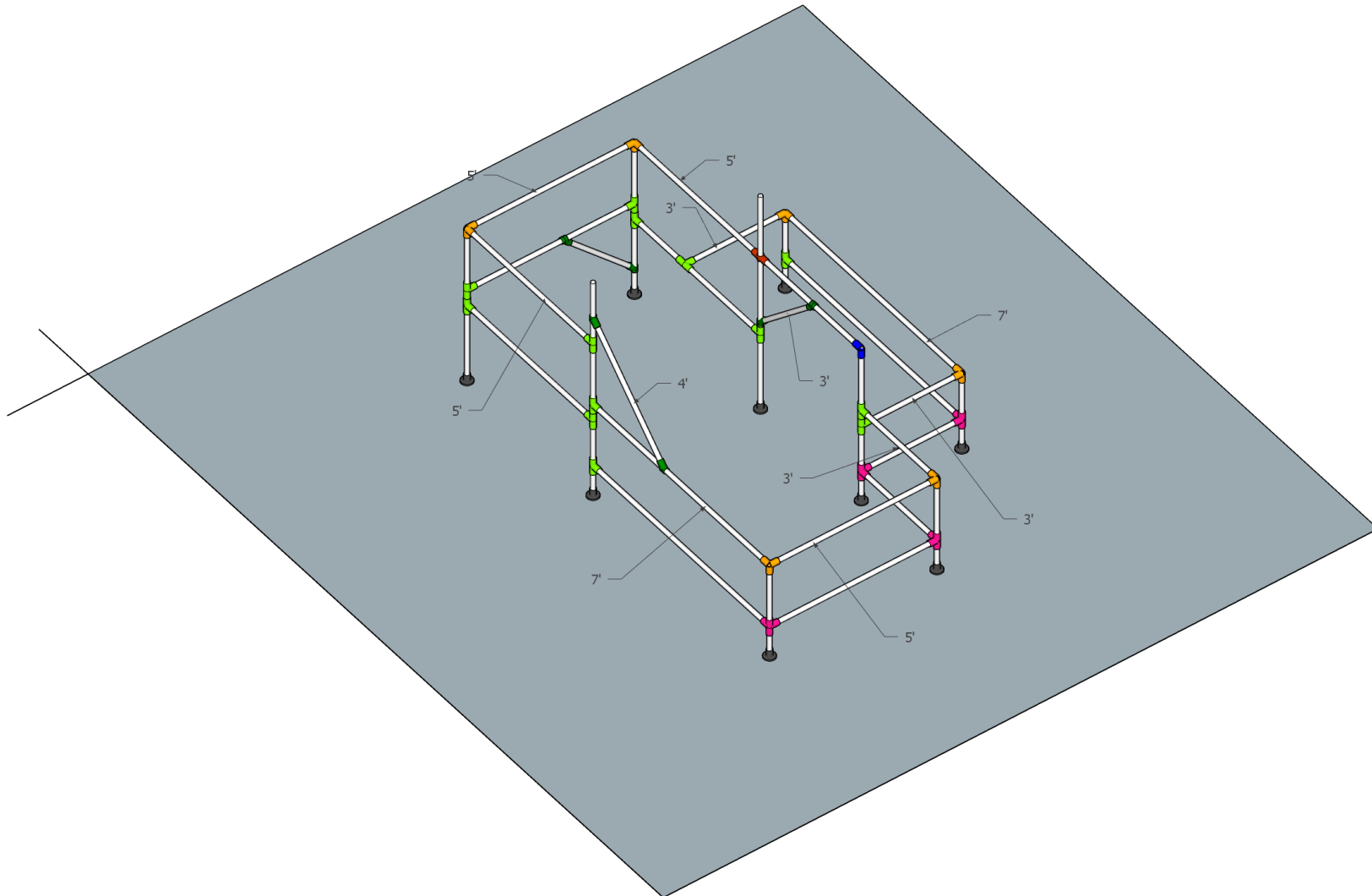
1 1/4" Nominal Sch. 40 Galv. Steel Pipe (length in inches)	# of pieces	Clamp Name	# of pieces
8	0	Cross Tee	1
18	0	Three way corner	3
30	2	45 degree Tee	2
36	6	Cross	0
48	4	Side Outlet Tee	6
60	6	Tee	8
84	7	Swivel	0
		Elbow	4
		Floor Flange	8



"SWING"

STEP TWO

1 1/4" Nominal Sch. 40 Galv. Steel Pipe (length in inches)	# of pieces	Clamp Name	# of pieces
8	0	Cross Tee	0
18	0	Three way corner	6
30	2	45 degree Tee	6
36	9	Cross	1
48	2	Side Outlet Tee	4
60	12	Tee	13
84	6	Swivel	0
		Elbow	3
		Floor Flange	9



"SWING"

STEP THREE

1 1/4" Nominal Sch. 40 Galv. Steel Pipe (length in inches)	# of pieces	Clamp Name	# of pieces
8	0	Cross Tee	0
18	0	Three way corner	6
30	2	45 degree Tee	6
36	9	Cross	1
48	2	Side Outlet Tee	4
60	12	Tee	13
84	6	Swivel	0
		Elbow	3
		Floor Flange	9

